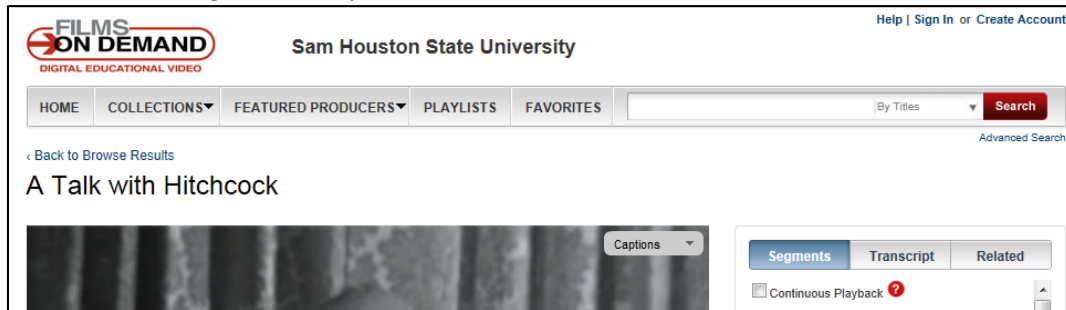



## Quick-Start Films on Demand: How to Link or Embed a Film

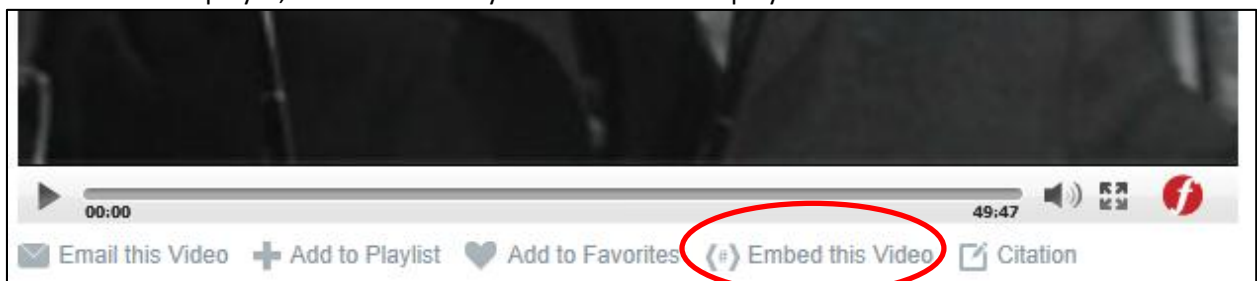
1. Search or browse Films on Demand (available on the Library's website, [library.shsu.edu](http://library.shsu.edu)) and find the whole film or film segment that you want to link or embed.



2. Scroll beneath the video player and description to locate the "Title URL."



3. Use the Title URL link in Blackboard (SHSU Online) or anywhere. It will work both on and off campus.
  - a. In Blackboard, select the option to open the link in a new window to prevent problems.
4. To **embed** a film player, look immediately beneath the video player and click "Embed this Video."



5. Copy the code provided. Open a Blackboard page for editing, switch into HTML view, and paste the code. These embedded film players will **only** work inside Blackboard (SHSU Online).

Learn more about embedding library resources by viewing the special course in Blackboard (SHSU Online) entitled "**Bringing the Library into Blackboard.**" Or, for help adding library resources to Blackboard, request your own Embedded Librarian (<http://library.shsu.edu/services/faculty/embedrequest.html>).